


Shareholding Pattern under Regulation 31 of SEBI (Listing Obligations and Disclosure Requirements) Regulations, 2015

1.	Name of Listed Entity: Borosil Scientific Limited	
2.	Scrip Code/Name of Scrip/Class of Security:	
3.	Share Holding Pattern Filed under: Reg. 31(1)(a)/Reg. 31(1)(b)/Reg. 31(1)(c)	
	a.	If under 31(1)(b) then indicate the report for Quarter ending
	b.	If under 31(1)(c) then indicate date of allotment/extinguishment
4.	Declaration: The Listed entity is required to submit the following declaration to the extent of submission of information:-	

This shareholding pattern is being filed under Regulation 31(1)(a) of SEBI Listing Regulations.
This shareholding pattern is as on May 24, 2024.

	Particulars	Yes*	No*
1	Whether the Listed Entity has issued any partly paid up shares?		No
2	Whether the Listed Entity has issued any Convertible Securities or Warrants?		No
3	Whether the Listed Entity has any shares against which depository receipts are issued?		No
4	Whether the Listed Entity has any shares in locked-in?	Yes	
5	Whether any shares held by promoters are pledge or otherwise encumbered?		No

Notes:
Disclosures with regard to SBO are as per form BEN 1 and BEN 2 filed with MCA in accordance with the requirements of Companies Significant Beneficial Owners Rules 2018
Details shown in column holding exercise of right of the SBO in the reporting company whether direct or indirect shows indirect holding of SBOs. For direct holding of SBOs please refer serial no. A1a of table II of shareholding pattern
In accordance with the Composite Scheme of Arrangement, the equity shares of the Company shall remain frozen in the depository system till listing/ trading permission is given by the Stock Exchanges



Borosil Scientific Limited
Table I - Summary Statement holding of specified securities

Category	Category of shareholder	Nos. of shareholders	No. of fully paid up equity shares held	No. of Partly paid-up equity shares held	No. of shares underlying Depository Receipts	Total nos. shares held	Shareholding as a % of total no. of shares (calculated as per SCRR, 1957)	Number of Voting Rights held in each class of securities				No. of Shares Underlying Outstanding convertible securities (including	Shareholding, as a % assuming full conversion of convertible securities	Number of Locked in shares		Number of Shares pledged or otherwise encumbered		Number of equity shares held in dematerialised form
								No of Voting Rights			Total as a % of (A+B+C)			No. (a)	As a % of total Shares held(b)	No. (a)	As a % of total Shares held(b)	
								Class eg: X	Class eg: Y	Total								
(A)	Promoter & Promoter Group	11	60311412	0	0	60311412	67.9210	60311412	0	60311412	67.9210	0	67.9210	0	0.0000	0	0.0000	60311412
(B)	Public	64887	28484980	0	0	28484980	32.0790	28484980	0	28484980	32.0790	0	32.0790	2859820	10.0397	NA	NA	28484980
(C)	Non Promoter - Non Public				0				0			0			0.0000	NA	NA	
(C1)	Shares Underlying DRs	0	0	0	0	0	0.0000	0	0	0	0.0000	0	0.0000	0	0.0000	NA	NA	0
(C2)	Shares Held By Employee Trust	0	0	0	0	0	0.0000	0	0	0	0.0000	0	0.0000	0	0.0000	NA	NA	0
	Total	64898	88796392	0	0	88796392	100.0000	88796392	0	88796392	100.0000	0	100.0000	2859820	3.2206	0	0.0000	88796392



Borosil Scientific Limited


Table II - Statement showing shareholding pattern of the Promoter and Promoter Group

	Category & Name of the shareholders (I)	Entity Type	PAN (II)	Nos. of shareholders (III)	No. of fully paid up equity shares held (IV)	Partly paid-up equity shares held (V)	No. of shares underlying Depository Receipts (VI)	Total nos. held (VII) =	Shareholding % calculated as per SCRR, 1957 As a % of (A+B+C2) (VIII) As a	Number of Voting Rights held in each class of securities (IX)			No. of Shares Underlying Outstanding convertible securities (including securities) (X)	Shareholding, as a % assuming full conversion of convertible securities (XI) =	Number of Locked in shares (XII)		Number of Shares pledged or otherwise encumbered (XIII)		Number of equity shares held in dematerialised form (XIV)	
										No of Voting Rights		Total as a % of Total Voting Rights			No. (a)	As a % of total Shares held(b)	No. (a)	As a % of total Shares held(b)		
										Class eg: X	Class eg: Y	Total								
1	Indian																			
(a)	Individuals / Hindu Undivided Family			4	46415558	0	0	46415558	52.2719	46415558	0	46415558	52.2719	0	52.2719	0	0.0000	0	0.0000	46415558
	Kiran Kheruka	Promoter Group	AFCPK7891J	1	22702812	0	0	22702812	25.5673	22702812	0	22702812	25.5673	0	25.5673	0	0.0000	0	0.0000	22702812
	Rekha Kheruka	Promoter Group	AFOPK4310C	1	12323690	0	0	12323690	13.8786	12323690	0	12323690	13.8786	0	13.8786	0	0.0000	0	0.0000	12323690
	Pradeep Kumar Kheruka	Promoters	AFYPK7989K	1	9925246	0	0	9925246	11.1775	9925246	0	9925246	11.1775	0	11.1775	0	0.0000	0	0.0000	9925246
	Shreevar Kheruka	Promoters	ALMPK8573B	1	1463810	0	0	1463810	1.6485	1463810	0	1463810	1.6485	0	1.6485	0	0.0000	0	0.0000	1463810
(b)	Central Government / State Government(s)			0	0	0	0	0	0.0000	0	0	0	0.0000	0	0.0000	0	0.0000	0	0.0000	0
(c)	Financial Institutions / Banks			0	0	0	0	0	0.0000	0	0	0	0.0000	0	0.0000	0	0.0000	0	0.0000	0
(d)	Any Other (Specify)			6	13892521	0	0	13892521	15.6454	13892521	0	13892521	15.6454	0	15.6454	0	0.0000	0	0.0000	13892521
	Bodies Corporate			6	13892521	0	0	13892521	15.6454	13892521	0	13892521	15.6454	0	15.6454	0	0.0000	0	0.0000	13892521
	Croton Trading Private Limited	Promoter Group	AACCC2452K	1	9815504	0	0	9815504	11.0539	9815504	0	9815504	11.0539	0	11.0539	0	0.0000	0	0.0000	9815504
	Gujarat Fusion Glass Llp	Promoter Group	AAMFG9950H	1	2352303	0	0	2352303	2.6491	2352303	0	2352303	2.6491	0	2.6491	0	0.0000	0	0.0000	2352303
	Spartan Trade Holdings Llp	Promoter Group	ACLFS9978G	1	860484	0	0	860484	0.9691	860484	0	860484	0.9691	0	0.9691	0	0.0000	0	0.0000	860484
	Borosil Holdings Llp	Promoter Group	AANFB4750H	1	688634	0	0	688634	0.7755	688634	0	688634	0.7755	0	0.7755	0	0.0000	0	0.0000	688634
	Associated Fabricators Llp	Promoter Group	AAUFA3979Q	1	175583	0	0	175583	0.1977	175583	0	175583	0.1977	0	0.1977	0	0.0000	0	0.0000	175583
	Sonargaon Properties Llp	Promoter Group	ACBFS8580L	1	13	0	0	13	0.0000	13	0	13	0.0000	0	0.0000	0	0.0000	0	0.0000	13
	Sub Total (A)(1)			10	60308079	0	0	60308079	67.9173	60308079	0	60308079	67.9173	0	67.9173	0	0.0000	0	0.0000	60308079
2	Foreign																			
(a)	Individuals (Non-Resident Individuals / Foreign Individuals)			1	3333	0	0	3333	0.0038	3333	0	3333	0.0038	0	0.0038	0	0.0000	0	0.0000	3333
	Alaknanda Ruia	Promoter Group	GHCPR1792H	1	3333	0	0	3333	0.0038	3333	0	3333	0.0038	0	0.0038	0	0.0000	0	0.0000	3333
(b)	Government			0	0	0	0	0	0.0000	0	0	0	0.0000	0	0.0000	0	0.0000	0	0.0000	0
(c)	Institutions			0	0	0	0	0	0.0000	0	0	0	0.0000	0	0.0000	0	0.0000	0	0.0000	0
(d)	Foreign Portfolio Investor			0	0	0	0	0	0.0000	0	0	0	0.0000	0	0.0000	0	0.0000	0	0.0000	0
(e)	Any Other (Specify)			0	0	0	0	0	0.0000	0	0	0	0.0000	0	0.0000	0	0.0000	0	0.0000	0
	Sub Total (A)(2)			1	3333	0	0	3333	0.0038	3333	0	3333	0.0038	0	0.0038	0	0.0000	0	0.0000	3333
	Total Shareholding Of Promoter And Promoter Group (A)= (A)(1)+(A)(2)			11	60311412	0	0	60311412	67.9210	60311412	0	60311412	67.9210	0	67.9210	0	0.0000	0	0.0000	60311412



Borosil Scientific Limited
Table III - Statement showing shareholding pattern of the Public shareholder


Category & Name of the shareholders	PAN	Nos. of shareholders	No. of fully paid up equity shares held	Partly paid-up equity shares held	No. of shares underlying Depository Receipts	Total nos. shares held	Shareholding % calculated as per SCRR, 1957 As a % of (A+B+C2)	Number of Voting Rights held in each class of securities			No. of Shares Underlying Outstanding convertible securities (including securities)	Shareholding, as a % assuming full conversion of convertible securities	Number of Locked in shares		Number of Shares pledged or otherwise encumbered		Number of equity shares held in dematerialised form	Sub-categorization of shares			
								No of Voting Rights		Total as a % of Total Voting Rights			No. (a)	As a % of total Shares held(b)	No. (a)	As a % of total Shares held(b)		Shareholding(No. of shares) under	Sub-category(i)	Sub-category(ii)	Sub-category(iii)
								Class eg: X	Class eg: y	Total											
(I)	(II)	(III)	(IV)	(V)	(VI)	(VII) =	(VIII) As a	(IX)			(X)	(XI)=	(XII)		(XIII)		(XIV)	(XV)			
1 Institutions (Domestic)																					
(a) Mutual Fund		2	1163706	0	0	1163706	1.3105	1163706	0	1163706	1.3105	0	1.3105	0	0.0000	NA	NA	1163706	0	0	0
Dsp Small Cap Fund	AAAID0430B	1	1151706	0	0	1151706	1.2970	1151706	0	1151706	1.2970	0	1.2970	0	0.0000	NA	NA	1151706			
(b) Venture Capital Funds		0	0	0	0	0	0.0000	0	0	0	0.0000	0	0.0000	0	0.0000	NA	NA	0			
(c) Alternate Investment Funds		1	22488	0	0	22488	0.0253	22488	0	22488	0.0253	0	0.0253	0	0.0000	NA	NA	22488	0	0	0
(d) Banks		1	3000	0	0	3000	0.0034	3000	0	3000	0.0034	0	0.0034	0	0.0000	NA	NA	3000	0	0	0
(e) Insurance Companies		0	0	0	0	0	0.0000	0	0	0	0.0000	0	0.0000	0	0.0000	NA	NA	0			
(f) Provident Funds/ Pension Funds		0	0	0	0	0	0.0000	0	0	0	0.0000	0	0.0000	0	0.0000	NA	NA	0			
(G) Asset Reconstruction Companies		0	0	0	0	0	0.0000	0	0	0	0.0000	0	0.0000	0	0.0000	NA	NA	0			
(h) Sovereign Wealth Funds		0	0	0	0	0	0.0000	0	0	0	0.0000	0	0.0000	0	0.0000	NA	NA	0			
(i) NBFCs registered with RBI		1	37	0	0	37	0.0000	37	0	37	0.0000	0	0.0000	0	0.0000	NA	NA	37	0	0	0
(j) Other Financial Institutions		0	0	0	0	0	0.0000	0	0	0	0.0000	0	0.0000	0	0.0000	NA	NA	0			
(k) Any Other (Specify)		0	0	0	0	0	0.0000	0	0	0	0.0000	0	0.0000	0	0.0000	NA	NA	0			
Sub Total (B)(1)		5	1189231	0	0	1189231	1.3393	1189231	0	1189231	1.3393	0	1.3393	0	0.0000	NA	NA	1189231	0	0	0
2 Institutions (Foreign)																					
(a) Foreign Direct Investment		0	0	0	0	0	0.0000	0	0	0	0.0000	0	0.0000	0	0.0000	NA	NA	0			
(b) Foreign Venture Capital Investors		0	0	0	0	0	0.0000	0	0	0	0.0000	0	0.0000	0	0.0000	NA	NA	0			
(c) Sovereign Wealth Funds		0	0	0	0	0	0.0000	0	0	0	0.0000	0	0.0000	0	0.0000	NA	NA	0			
(d) Foreign Portfolio Investors Category I		37	550425	0	0	550425	0.6199	550425	0	550425	0.6199	0	0.6199	0	0.0000	NA	NA	550425	0	0	0
(e) Foreign Portfolio Investors Category II		3	170156	0	0	170156	0.1916	170156	0	170156	0.1916	0	0.1916	0	0.0000	NA	NA	170156	0	0	0
(f) Overseas Depositories(holding DRs) (balancing figure)		0	0	0	0	0	0.0000	0	0	0	0.0000	0	0.0000	0	0.0000	NA	NA	0			
(g) Any Other (Specify)		0	0	0	0	0	0.0000	0	0	0	0.0000	0	0.0000	0	0.0000	NA	NA	0			
Sub Total (B)(2)		40	720581	0	0	720581	0.8115	720581	0	720581	0.8115	0	0.8115	0	0.0000	NA	NA	720581	0	0	0
3 Central Government/ State Government(s)																					
(a) Central Government / President of India		0	0	0	0	0	0.0000	0	0	0	0.0000	0	0.0000	0	0.0000	NA	NA	0			
(b) State Government / Governor		0	0	0	0	0	0.0000	0	0	0	0.0000	0	0.0000	0	0.0000	NA	NA	0			
(C) Shareholding by Companies or Bodies Corporate where Central / State Government is a promoter		0	0	0	0	0	0.0000	0	0	0	0.0000	0	0.0000	0	0.0000	NA	NA	0			
Sub Total (B)(3)		0	0	0	0	0	0.0000	0	0	0	0.0000	0	0.0000	0	0.0000	NA	NA	0			
4 Non-Institutions																					
(a) Associate companies / Subsidiaries		0	0	0	0	0	0.0000	0	0	0	0.0000	0	0.0000	0	0.0000	NA	NA	0			
(b) Directors and their relatives (excluding Independent Directors and nominee Directors)		3	63443	0	0	63443	0.0714	63443	0	63443	0.0714	0	0.0714	0	0.0000	NA	NA	63443	0	0	0
(C) Key Managerial Personnel		1	3525	0	0	3525	0.0040	3525	0	3525	0.0040	0	0.0040	0	0.0000	NA	NA	3525	0	0	0
(D) Relatives of promoters (other than 'immediate relatives' of promoters disclosed under 'Promoter and Promoter Group' category)		0	0	0	0	0	0.0000	0	0	0	0.0000	0	0.0000	0	0.0000	NA	NA	0			
(E) Trusts where any person belonging to 'Promoter and Promoter Group' category is 'trustee', 'beneficiary', or 'author of the trust'		0	0	0	0	0	0.0000	0	0	0	0.0000	0	0.0000	0	0.0000	NA	NA	0			
(f) Investor Education and Protection Fund (IEPF)		1	2023231	0	0	2023231	2.2785	2023231	0	2023231	2.2785	0	2.2785	0	0.0000	NA	NA	2023231	0	0	0
Investor Education And Protection Fund Authority	EXEMPTCATG	1	2023231	0	0	2023231	2.2785	2023231	0	2023231	2.2785	0	2.2785	0	0.0000	NA	NA	2023231			
(g) i. Resident Individual holding nominal share capital up to Rs. 2 lakhs.		62285	14487039	0	0	14487039	16.3149	14487039	0	14487039	16.3149	0	16.3149	89890	0.6205	NA	NA	14487039	0	0	0



(h)	ii. Resident individual holding nominal share capital in excess of Rs. 2 lakhs.		5	3565867	0	0	3565867	4.0158	3565867	0	3565867	4.0158	0	4.0158	1815930	50.9253	NA	NA	3565867	0	0	0
	Dipak Kanayalal Shah	AVEPS4654B		900000	0	0	900000	1.0136	900000	0	900000	1.0136	0	1.0136	0	0.0000	NA	NA	900000			
	Prashant Gangadhar Amin	ADPPA3752R		1010680	0	0	1010680	1.1382	1010680	0	1010680	1.1382	0	1.1382	1010680	100.0000	NA	NA	1010680			
(i)	Non Resident Indians (NRIs)		1018	555374	0	0	555374	0.6254	555374	0	555374	0.6254	0	0.6254	0	0.0000	NA	NA	555374	0	0	0
(j)	Foreign Nationals		0	0	0	0	0.0000	0	0	0	0	0.0000	0	0.0000	0	0.0000	NA	NA	0			
(k)	Foreign Companies		0	0	0	0	0.0000	0	0	0	0	0.0000	0	0.0000	0	0.0000	NA	NA	0			
(l)	Bodies Corporate		321	3115630	0	0	3115630	3.5087	3115630	0	3115630	3.5087	0	3.5087	954000	30.6198	NA	NA	3115630	0	0	0
	Shivganga Caterers Pvt Ltd	AAECS0607G	1	954000	0	0	954000	1.0744	954000	0	954000	1.0744	0	1.0744	954000	100.0000	NA	NA	954000			
(m)	Any Other (Specify)		1208	2761059	0	0	2761059	3.1094	2761059	0	2761059	3.1094	0	3.1094	0	0.0000	NA	NA	2761059	0	0	0
	Trusts		1	2250	0	0	2250	0.0025	2250	0	2250	0.0025	0	0.0025	0	0.0000	NA	NA	2250	0	0	0
	Escrow Account		1	2031795	0	0	2031795	2.2882	2031795	0	2031795	2.2882	0	2.2882	0	0.0000	NA	NA	2031795	0	0	0
	Borosil Scientific Limited Unclaimed Securities Sus	AAACK1797R	1	2031795	0	0	2031795	2.2882	2031795	0	2031795	2.2882	0	2.2882	0	0.0000	NA	NA	2031795	0	0	0
	Body Corp-Ltd Liability Partnership		27	88193	0	0	88193	0.0993	88193	0	88193	0.0993	0	0.0993	0	0.0000	NA	NA	88193	0	0	0
	Hindu Undivided Family		1172	635883	0	0	635883	0.7161	635883	0	635883	0.7161	0	0.7161	0	0.0000	NA	NA	635883	0	0	0
	Clearing Member		7	2938	0	0	2938	0.0033	2938	0	2938	0.0033	0	0.0033	0	0.0000	NA	NA	2938	0	0	0
	Sub Total (B)(4)		64842	26575168	0	0	26575168	29.9282	26575168	0	26575168	29.9282	0	29.9282	2859820	10.7612	NA	NA	26575168	0	0	0
	Total Public Shareholding (B)= (B)(1)+(B)(2)+(B)(3)+b(4)		64887	28484980	0	0	28484980	32.0790	28484980	0	28484980	32.0790	0	32.0790	2859820	10.0397	NA	NA	28484980	0	0	0

Note :

- (1) Shares under Category "Public" includes 7,82,648 fully paid-up equity shares held in the Unclaimed Suspense Account and 20,23,231 fully paid-up equity shares held by Investor Education and Protection Fund (IEPF) Authority on which voting rights are frozen.
(2) 28,59,820 equity shares are locked in as per SEBI Circular dated November 23, 2021 relating to Schemes of Arrangement by Listed entities



Borosil Scientific Limited
Table IV - Statement showing shareholding pattern of the Non Promoter- Non Public shareholder

	Category & Name of the shareholders (I)	PAN (II)	Nos. of shareholders (III)	No. of fully paid up equity shares held (IV)	Partly paid-up equity shares held (V)	No. of shares underlying Depository Receipts (VI)	Total nos. shares held (VII) =	Shareholding % calculated as per SCRR, 1957 As a % of (A+B+C2) (VIII) As a	Number of Voting Rights held in each class of securities				No. of Shares Underlying Outstanding convertible securities (including	Shareholding, as a % assuming full conversion of convertible securities (XI)=	Number of Locked in shares		Number of Shares pledged or otherwise encumbered		Number of equity shares held in dematerialised form (XIV)
									No of Voting Rights			Total as a % of (A+B+C) (IX)			No. (a)	As a % of total Shares held(b) (XII)	No. (a)	As a % of total Shares held(b) (XIII)	
									Class eg: X	Class eg: y	Total								
1	Custodian/DR Holder		0	0	0	0	0	0.0000	0	0	0	0.0000	0	0.0000	NA	NA	0		
2	Employee Benefit Trust / Employee Welfare Trust under SEBI (Share based Employee Benefits and Sweat Equity) Regulations, 2021		0	0	0	0	0	0.0000	0	0	0	0.0000	0	0.0000	NA	NA	0		
	Total Non-Promoter- Non Public Shareholding (C)= (C)(1)+(C)(2)		0	0	0	0	0	0.0000	0	0	0	0.0000	0	0.0000	NA	NA	0		



Sr. No.	Details of the SBO					Details of the registered owner					Details of holding/ exercise of right of the SBO in the					Date of creation / acquisition of significant beneficial interest
	Name	PAN	Passport No. in case of a foreign national	Nationality	Nationality (Applicable in case of Any other is selected)	Name	PAN	Passport No. in case of a foreign national	Nationality	Nationality (Applicable in case of Any other is selected)	Whether by virtue of:					
											Shares	Voting rights	Rights on distributable dividend or any other distribution	Exercise of control	Exercise of significant influence	
significant beneficial owners																
1	Kiran Kheruka	AFCPK7891J		India		Gujarat Fusion Glass LLP	AAMFG9950H		India		2.65	2.65	2.65	Yes	Yes	08-12-2023
2	Pradeep Kumar Kheruka	AFYPK7989K		India		Gujarat Fusion Glass LLP	AAMFG9950H		India		2.65	2.65	2.65	Yes	Yes	08-12-2023
3	Rekha Kheruka	AFOPK4310C		India		Gujarat Fusion Glass LLP	AAMFG9950H		India		2.65	2.65	2.65	Yes	Yes	08-12-2023
4	Shreevar Kheruka	ALMPK8573B		India		Gujarat Fusion Glass LLP	AAMFG9950H		India		2.65	2.65	2.65	Yes	Yes	08-12-2023
5	Priyanka Kheruka	ABDPT2085J		India		Gujarat Fusion Glass LLP	AAMFG9950H		India		2.65	2.65	2.65	Yes	Yes	08-12-2023
6	Kiran Kheruka	AFCPK7891J		India		Borosil Holdings LLP	AANFB4750H		India		0.78	0.78	0.78	Yes	Yes	08-12-2023
7	Pradeep Kumar Kheruka	AFYPK7989K		India		Borosil Holdings LLP	AANFB4750H		India		0.78	0.78	0.78	Yes	Yes	08-12-2023
8	Rekha Kheruka	AFOPK4310C		India		Borosil Holdings LLP	AANFB4750H		India		0.78	0.78	0.78	Yes	Yes	08-12-2023
9	Shreevar Kheruka	ALMPK8573B		India		Borosil Holdings LLP	AANFB4750H		India		0.78	0.78	0.78	Yes	Yes	08-12-2023
10	Priyanka Kheruka	ABDPT2085J		India		Borosil Holdings LLP	AANFB4750H		India		0.78	0.78	0.78	Yes	Yes	08-12-2023
11	Kiran Kheruka	AFCPK7891J		India		Spartan Trade Holdings LLP	ACLSF9978G		India		0.97	0.97	0.97	Yes	Yes	08-12-2023
12	Pradeep Kumar Kheruka	AFYPK7989K		India		Spartan Trade Holdings LLP	ACLSF9978G		India		0.97	0.97	0.97	Yes	Yes	08-12-2023
13	Rekha Kheruka	AFOPK4310C		India		Spartan Trade Holdings LLP	ACLSF9978G		India		0.97	0.97	0.97	Yes	Yes	08-12-2023
14	Shreevar Kheruka	ALMPK8573B		India		Spartan Trade Holdings LLP	ACLSF9978G		India		0.97	0.97	0.97	Yes	Yes	08-12-2023
15	Priyanka Kheruka	ABDPT2085J		India		Spartan Trade Holdings LLP	ACLSF9978G		India		0.97	0.97	0.97	Yes	Yes	08-12-2023
16	Kiran Kheruka	AFCPK7891J		India		Associated Fabricators LLP	AAUFA3979Q		India		0.20	0.20	0.20	Yes	Yes	08-12-2023
17	Pradeep Kumar Kheruka	AFYPK7989K		India		Associated Fabricators LLP	AAUFA3979Q		India		0.20	0.20	0.20	Yes	Yes	08-12-2023
18	Rekha Kheruka	AFOPK4310C		India		Associated Fabricators LLP	AAUFA3979Q		India		0.20	0.20	0.20	Yes	Yes	08-12-2023
19	Shreevar Kheruka	ALMPK8573B		India		Associated Fabricators LLP	AAUFA3979Q		India		0.20	0.20	0.20	Yes	Yes	08-12-2023
20	Priyanka Kheruka	ABDPT2085J		India		Associated Fabricators LLP	AAUFA3979Q		India		0.20	0.20	0.20	Yes	Yes	08-12-2023
21	Kiran Kheruka	AFCPK7891J		India		Sonargaon Properties LLP	ACBFS8580L		India		0.00	0.00	0.00	Yes	Yes	08-12-2023
22	Pradeep Kumar Kheruka	AFYPK7989K		India		Sonargaon Properties LLP	ACBFS8580L		India		0.00	0.00	0.00	Yes	Yes	08-12-2023
23	Rekha Kheruka	AFOPK4310C		India		Sonargaon Properties LLP	ACBFS8580L		India		0.00	0.00	0.00	Yes	Yes	08-12-2023
24	Shreevar Kheruka	ALMPK8573B		India		Sonargaon Properties LLP	ACBFS8580L		India		0.00	0.00	0.00	Yes	Yes	08-12-2023
25	Priyanka Kheruka	ABDPT2085J		India		Sonargaon Properties LLP	ACBFS8580L		India		0.00	0.00	0.00	Yes	Yes	08-12-2023




Table VI - Statement showing foreign ownership limits		
Particular	Approved limits (%)	Limits utilized (%)
As on shareholding date	100.00	1.22
As on the end of previous 1st quarter	Not applicable	
As on the end of previous 2nd quarter		
As on the end of previous 3rd quarter		
As on the end of previous 4th quarter		

Note: For disclosure of approved limits in above table we have considered limits provided in sectoral statutory cap prescribed by Regulatory Authorities

